

RMC-2000i DATA SHEET



The RMC Controller is a modernized, cost-effective, cellular-based, and cloud-based remote monitoring system that provides real-time alarms and data. Designed for lift and pump stations, it serves as an ideal alternative to SCADA and auto-dialers.

MANUFACTURED IN THE USA.



LIFT & PUMP STATION MONITORING CAPABILITIES

- Pump Status
- High-Level Float Alarms
- Pump Failure
- Pump Overheat
- High Pressure
- Power Fail

FEATURES

- Real-time alarms and data reporting.
- Cellular-based, offering all ISP carriers via global sim.
- Local Wi-Fi access point.
- GPS with map overview.
- Cloud-based user interface accessible through free App.
- No programming is needed.
- Compact NEMA 4X polycarbonate enclosure.
- Industrial grade electronic componentry.

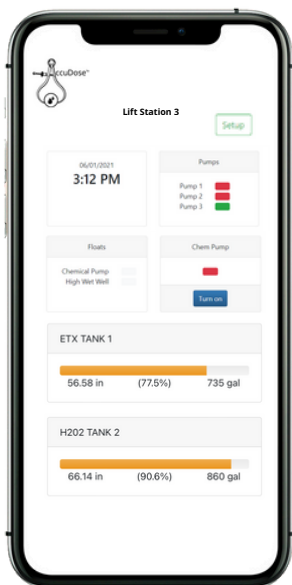

INPUTS AND OUTPUTS

RMC-2000i

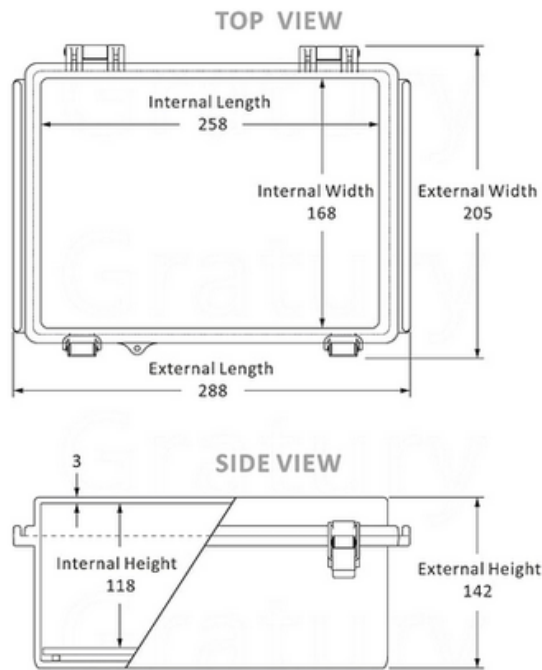
- 7 Digital Inputs
- 4 Analog Inputs
- 2 Digital Outputs
- 1 Power Fail
- 4 to 20ma Signal Isolator/Splitter

ENGINEERED AND MANUFACTURED IN THE USA

All AccuDose products, including hardware, firmware, software, and server hardware, are engineered and deployed in the United States.



PRODUCT DIMENSIONS



Dimensions: mm

SPECIFICATIONS

Mechanical	
Base	Polycarbonate
Cover	Polycarbonate
Gasket	Continuous silicone
Assembly Screws	Stainless steel
NEMA Rating	1,2,3,3R,3RX,3X,4,4X,5,6,6P,12,13
IP Equivelant	IP65,IP66,IP67,IP68

Electrical	
Power	24V DC + 10%. Power consumption max. 15 Watt
Environment	-20...60° C (-4...140° F)
Digital Inputs	Dry contact to ground
Digital Outputs	24VDC Open collector relay driver output
Analog Inputs	0-20ma,4-20ma,0-3.3vdc, and Pulse Input